


# Keeping the Data Window Clean

The Data window in Pocket PC Creations (PPCC) or Mobile Data Studio (MDS) needs to be kept clear of old data. This is because the Data window is a temporary store only, temporarily holding information as it is sent from your mobile devices to the server.

As is usual with any files, if the content of the Data window becomes too large, there is a danger of file corruption. It is therefore important that the content of the Data window is removed immediately after processing so that the window holds only unprocessed data.

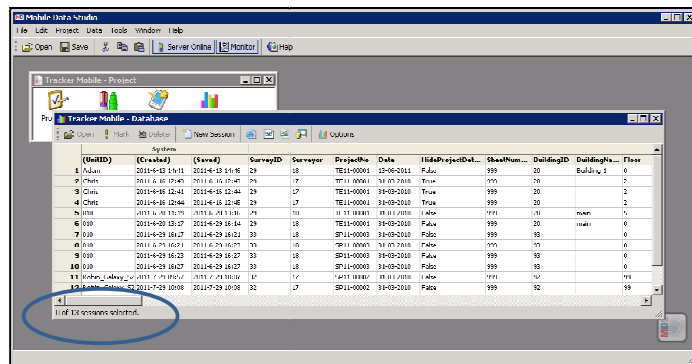
If you need to process data again, or find that you have accidentally deleted unprocessed data, it is possible to recover the data from XML backups.

 **Warning:** *If files become corrupt and you are not able to recover from XML backups, then data could be lost!*

The suggested maximum number of records to hold in the Data window at any one time is 2,500.

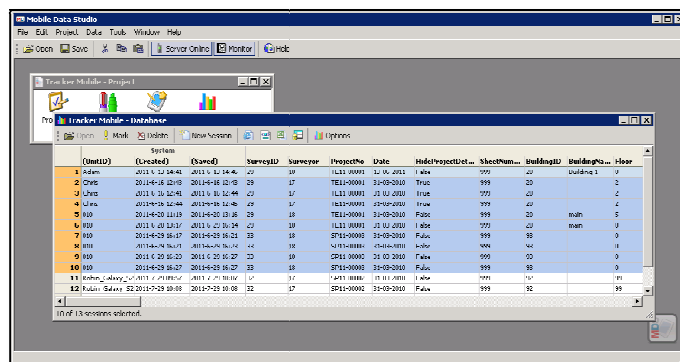
To remove data from the Data window once it has been processed and received by Tracker:

1. In PPCC or MDS, display the Data window.



The number of records (sessions) currently held in the Data window is displayed at the bottom of the screen. In the example above, the Data window holds 13 records.

2. Highlight the rows of processed data that you wish to remove.



3. Press **Delete**.  
You are asked to confirm the deletion.
4. Click **Yes** to remove the highlighted records from the Data window.

